



Numeral Writing Rhyme 1

Number 1

is like a stick,

a straight line down


that's very quick!







Numeral Writing Rhyme 2

For number 2
go right around,
Then make a line
across the ground!






Numeral Writing Rhyme 3

Go right around.

What will it be?

Go round again

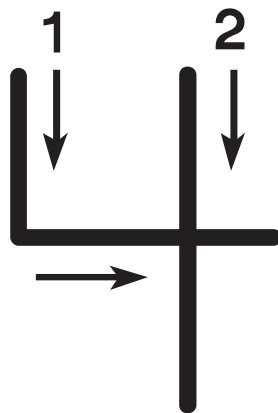
to make a 3!









Numeral Writing Rhyme 4

Down and over
and down some more.
That's the way
to make a 4!



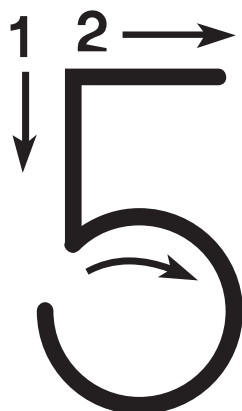
				








Numeral Writing Rhyme 5

Go down and around,
then you stop.

Finish the 5
with a line on top!









				



Numeral Writing Rhyme 6

Down around
in a circle you go.
That's a 6
just as you know!






Numeral Writing Rhyme 7








Slide to the right.

Then slant the line.

That makes 7

every time!

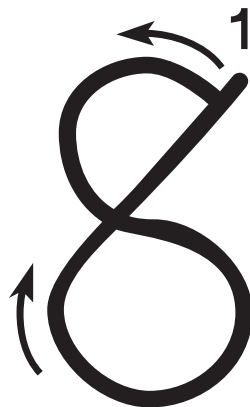










				
				



Numeral Writing Rhyme 8

Make an "S"
but do not wait.
Slant back up
to make an 8!



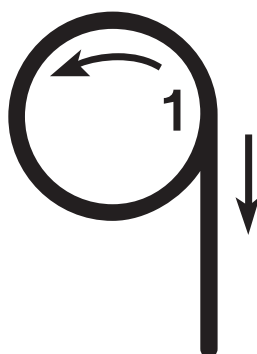
				
				












Numeral Writing Rhyme 9

Loop to the left
and add a line.

Now you've made
number 9!


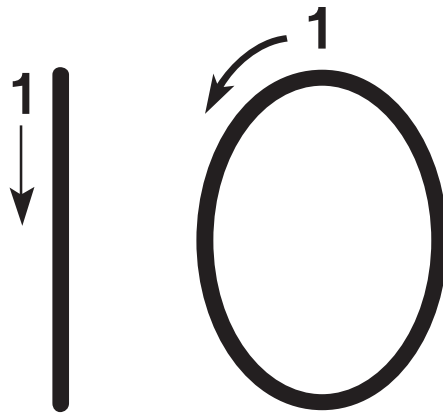




Numeral Writing Rhyme 10

Make a 1
and then 0
That makes 10!
Now you know.





Numeral Writing Rhyme 0

Round and round
and round you go.

That's the way
to make 0!

