

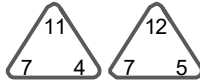
# MathFactLab

## Addition/Subtraction Progression

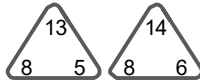
### Grades **K** | **1** | **2**

Within 20

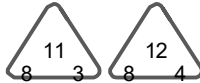
S (+7)



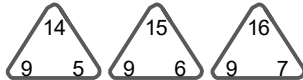
R (+8)



Q (+8)



P (+9)



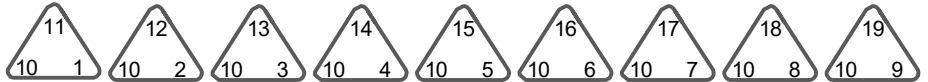
O (+9)



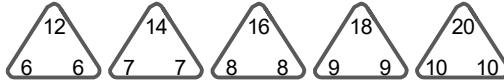
N (Near Doubles)



M (+10)



L (Doubles)



Within 10

K (+3)



J (Near Doubles)



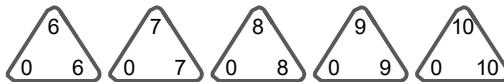
H (Partners to 10)



G (Doubles)



F (+0)



E (+2)

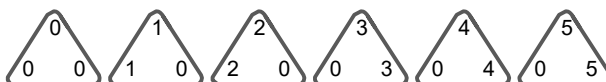


D (+1)



Within 5

C (+0)



B (+2)



A (+1)

